

La Fontaine des Nouvelles

The Official Newsletter of the Barony of
Fontaine dans Sable



April 2008 ----- AS XLII



**Baron Qara Gan and Baroness Ceara
with their squires;
Lord Kyre, Lord Hammar and Lord
Lochlan**



Fontaine dans Sable

Baron and Baroness

Their Excellencies, Cara Gan and Ceara

Baronial Retinue

Sable Warder

THL Pierre Gaston de Vallier

Azure Warder

Lord Caelan MacKinnon

Argent Warder

Master Duncan Alastair MacRae

Vert Warder

Lady Anna Katherine von Teltge

Black Fountain Pursuivant Herald

Lord Robert Moffat

Baronial Retinue

Continued

Head of Household

Lady Julianne Journé

Head Guard

Lady Anna MacTaggart

Quartermistress

Lady Anna Katherine von Teltge

Baronial Guard

Lord Anthony Fantino

Lord Seamus Able Johnstone

THL Angus MacFarlane

Attendants

Lord Arslan Batujin Cherbe

Lady Anna Katherine von Teltge

Lady Valentina



Cuban Ballista Crisis Pat Duex

Hail mighty populace of Fontaine, Baron Qara Gan and Baroness Ceara call all fighters to arms for invaders have occupied our lands in Cuba. The barony of al-Barran has challenged us to reclaim our lands for they state Cuba rightfully theirs. There is also a new threat brewing with the People's Resistance lead by the Imperialist General Fedallah Castro for he states that Cuba should be a free state for the people's. Both leaders have staked their claim for Cuban land rights and have assembled their armies to challenge our great warriors to heavy weapons, light weapons and archery. Get your armor repaired, your swords taped and tipped, those bows strung and your banners made so we may crush our enemies and keep Cuba safe from further threats.

Come one and all for fun filled day of fighting on Sunday, April 27th. Site fee cost is free so Fontaine lets show who Cuba really belongs to. The site opens at 9am and closes at 5pm and there will be a food and drink vendor on site. This is a discretely wet site.

From the North: Take Highway 550 and travel 1 mile north of Cuba Turn right unto Shoyer Estates Road between mile markers 66 and 67. Follow Shoyer Estates Rd. 1/4 a mile to site on the left hand side of the road. From the South: Take Highway 550 to Shoyer Estates Rd between mile markers 66 and 67 and turn left and continue 1/4 mile to site, which will be on the left hand side of the road. Look for SCA signs.

Vive Fontaine!!

YIS

Lady Natasha Mechislavova

Cuban Ballista Steward

Barony of Fontaine dans Sable Nobility

Baron and Baroness.....Their Excellencies Qara Gan and Ceara
(Colt and Kerri Howlett)-(505)326-0190
baron@fontainesca.org , baroness@fontainesca.org

Baronial Officers

Seneschal.....Lady Julianne Journé
(Denise Journey)-(505)333-2187
seneschal@fontainesca.org

Knight Marshall.....Lord Lochlan MacCulloch
(Josh Stallings)-(505)947-6124
knightmarshall@fontainesca.org

Rapier Marshall.....THL Angus MacFarlane
(Reid Anderson)-(505)320-6544
rapier@fontainesca.org

Captain of Archers.....Lord Rognwaldr Heljarskinn
(Raul Sanchez)-(505)801-7707 or (505)801-7270
white_wolf6728@yahoo.com

Exchequer.....Lady Dairine inghean Griogair
(Crystal Williams)-(505)486-4260
exchequer@fonmtainesca.org

Chatelaine.....Lady Elyenora Danyel de la Roche
(Liz Raney)-(505)334-7148
elyenora@yahoo.com

Mistress of the List.....Lady Elyenora Danyel de la Roche
(Liz Raney)-(505)334-7148
elyenora@yahoo.com

Baronial Officers, Continued

Herald, Black Fountain Pursuivant.....Lord Robert Moffat

(Michael Lewis)-(505)327-0108

herald@fontainesca.org

Minister of Arts and Sciences.....Lady Isabella di Francesco

Ambrosini

(Amanda Price)-(505)801-6896

artsandsciences@fontainesca.org

Chronicler.....Lady Lasairfhiona inghean an

Seanchaidhe

(Krista Lewis)-(505)793-5789

chronicler@fontainesca.org

Mistress of Children.....Mistress Mary of Lyonshall

(Mary Nielson)-(505)325-0232

children@fontainesca.org

Web Mistress.....Lady Aili MacFarlane

(Stephanie Murphy)-(505)564-2113

webminister@fontainesca.org

Waterbearer.....Lady Beatrice Moffat

(Cindy Lewis)-(505)327-0108

mommalewis@msn.com

Baronial Scribe.....Lady Anna MacTaggart

(Erin Nielson)-(505)716-2225

scribe@fontainesca.org



Message from the Knight Marshal



VIVE FONTAINE!!

The time for talking is over and the time for doing is upon us! I think everyone would agree that WAR is a great time. However my goal this year is to get just as many people enjoying excellent tournaments at amazing sites like Lonely Mountain and Grand Outlandish. There is nothing more fulfilling than besting someone 1 on 1. Sir Qara Gan, myself, and a few others have offered up their time, and expertise, to teach as many people as are willing what we know about single combatant fighting. I would love to see our Barony field as many people on the tournament lists as we do in February. So please, come out, enjoy yourself, and let's take tournament season by storm. Trust me when I say, No one will expect the French Inquisition!

*YiS,
Lord Lochlan MacCulloch
Knight Marshal*





Message from the Rapier Marshal



Greetings Unto All!

Rapier Fighters! It is time to brush up on your pirate accents because dead men tell no tales in this year's Sworded Affaire! I expect all rapier fighters to come out and show the Outlands what you're made of!!! This is a great opportunity to test your skills against the greatest rapier fighters in the known world; your fellow outlanders! If you can't fight, then please come and marshal! Either way, I will see you there!!!

Are You Engaged in a Sworded Affaire?

THL Angus Reid MacFarlane
Baronial Rapier Marshal
Fontaine dans Sable





Message from the Chatelaine

Spring is finally arrived! The patch of ice in my back yard has finally disappeared; the tulips and daffodils are growing, but not yet blooming. The grass is turning green again after the wet and cold winter that we had. And so, our thoughts turn to Spring events within our Kingdom.

Close at hand is Sworded Affair that our fair Barony is hosting on Saturday, April 5th. Coronation of our new King and Queen is just a few weeks away, and the start of camping season is just around the corner.

With the warmer weather, requests are coming in for Demos. Watch the list as these are scheduled and attend if you can. Demos are a wonderful exposure for our group and often we gain new members through these contacts.

Our next scheduled Demo is the Cuban Ballista Crisis, where we travel to the town of Cuba, NM, to defend our lands that were won in a fierce battle with al-Barran last year. Mark your calendars for April 27th and travel with us to this fun Demo.

As will be announced at populace, I am opening the field for letters of submission for a deputy to my position. I have served our Barony, for the last year and a half, and previously have also served in this position. I would like to have a trained deputy to step up and take over this position at the end of my warrant in December. If you have questions, please feel free to contact me in this regard.

In Service to the Dream,

Lady Elyenora Danyel de la Roche,

Chatelaine, Barony of Fontaine dans Sable



Message from the Mistress of the List

Greetings unto Fontaine!

Of course, the foremost happening is Sworded Affair on Saturday, April 5th. This is a very fun Kingdom event, and the plans for "Dead Men Tell No Tales" sound wonderful. Come out in your best pirate gear and practice saying "argh", or "avast matties". Even if you are not a rapier fighter, come out and help with the list field events, help to serve lunch and just enjoy the day at Tibbetts Junior High.

We will be needing card runners to assist the List Tent, even if you did not attend class, you can do this! I have had 9 volunteers respond for helping at the List Tent, and the more, the merrier. The old saying is very true "many hands make light work." I appreciate all of you who have volunteered to help and look forward to a wonderful Sworded day!

I would like to thank everyone who attended the Tournaments 101 class. We held a chalkboard tournament and lots of you are now very familiar with how to run a List. I look forward to seeing you under the tent shade, enjoying her Excellency Ceara's cookies and helping with the List.

Also, we held tournaments at Fighter Practice on the 16th of March, and Lady Dairine did a wonderful job at running the list!

Beyond Sworded Affair, and very soon, is the Cuban Ballista Crisis, happening on the 27th of April. We need both heavy and light fighters and especially archers to attend this Demo and keep the fair lands of Cuba within the realm of Fontaine!

So, as always, keep your armor buffed shinny, your swords sharpened and your arrows straight to defend and protect our Wonderful Barony of Fontaine!

In Service to the Dream,

Lady Elyenora Danyel de la Roche

MOL, Fontaine dans Sable



Message from the Black Fountain Pursuivant

This time we will discuss the language used to describe arms and devices, or the language of blazoning. Remember from last time that one blazons arms to describe them in writing. When arms are drawn or depicted graphically they are emblazoned. Learning the basics of blazon is quite helpful as you begin to design your arms or device.

The shield shape that is normally used is called an escutcheon. A lady may also design her device on a lozenge, a diamond shape that has the top and bottom angles acute and the side angles are obtuse. We will discuss the terms today as applying to an escutcheon.

First is direction. The device is always described from the viewpoint of the bearer. From the viewers viewpoint things are reversed, left is right and right is left. Right is referred to as dexter and left as sinister.

The first item of discussion should most probably be the tinctures (colors) used in arms. In the SCA they are seven in number; five colors and two metals. There is also another class called furs that can become fairly complicated and so shall be left for another time. One thing to keep in mind while discussing tinctures is that a metal can be placed on a color or a color on a metal but never a color on a color or a metal on a metal. The reason for this is the great loss of contrast and recognizability when this is done. Remember the foremost reason for arms and devices is identification.

So, the colors are: Gules (Red), Azure (Blue), Sable (Black), Vert (Green) and Purpure (Purple). The metals are: Or (Gold or Yellow) and Argent (Silver or White). The first thing in a blazon to be described is the tincture of the field. The actual hues of the tinctures are a matter of great discussion and discretion. For example, is Azure a light, sky blue or a deep, navy blue?

Next should come the Ordinaries or Ordinary Charges. A charge is anything placed on the shield other than the tincture. There are typically ten Ordinaries. The Ordinaries can also be used to indicate orientation of tinctures and other types of charges on the field. A little more on this later.

First is the Chief which is the top one third of the escutcheon marked by a horizontal line. Remember our example from last time, Argent, a Chief sable, a Saltire sable. Next (2) is the Pale, a band from top to bottom occupying one third of the escutcheon. Next (3) is the Bend, a band of one third of the field extending from the dexter chief (upper right from the viewpoint of the bearer) to the base sinister (bottom left). There is also (4) the Bend sinister, that extends from upper left to lower right (just the opposite of the Bend). Now comes (5) the Fess, a horizontal band across the middle third of the shield. There (6) is the Chevron which is bands rising from the dexter and sinister base (right and left bottom, meeting in an acute point in the middle. It should occupy one-third of the field. Seventh is the Cross, a combination of the Pale and the Fess that occupies on-third of the field, i.e. the Cross of St. George. (There are many, many, many variations of the cross that could take a couple of articles.) Another form of Cross, (8) the Saltire is

a combination of the Bend and the Bend sinister or the Cross of St. Andrew. It also requires one-third of the field. Number nine is the Pile, a Pale that comes to a point at the bottom. Finally is the Canton which is the upper dexter quarter of the field. This could be difficult to have passed through laurel.

As I mentioned earlier, the ordinaries can be used to describe the layout on the field. If you want a field that is half white and half black vertically with the white on the right it would be blazoned as Per Pale, Argent and Sable. If you want the sable on the right then it is Per Pale, Sable and Argent. Remember, Dexter is right of the bearer, sinister is left. To divided it top and bottom red and blue with blue on top it would be Per Fess, Azure and Gules. The ordinaries should always occupy about one-third of the escutcheon, although slightly less is usually acceptable.

Keep these things in mind as you begin to work on your design.

Yours in Service to the Dream

Lord Robert Moffat
Black Fountain Pursuivant Herald.





Message from the Chronicler

Greetings Unto the Populace,

I wish to thank my deputy, Lady Melangell, for putting together the newsletter this month. She did a wonderful job.

I am still looking for ideas for the newsletter. If you like to draw, write poems or stories, have found a great article, or have an idea that I could use please contact me at chronicler@fontainesca.org

YiS,

Lady Lasairfhiona inghean an Seanchaidhe



Message from the Waterbearer

Greetings Unto the Populace,

Sworded Affair is fast approaching, if you are interested in waterbearing please stop by the waterbearers tent. The fighters will love you for your efforts.


As the weather begins to warm up please remember to stay hydrated and wear sunscreen.

YiS,

Lady Beatrice Moffat



Spotlight



Spotlight questions

1. *Who are you in the SCA?*

My name is Elyenora Danyel de la Roche. I am from the late 1500's and French born. My mother was English with Celtic roots, and my father was one of the original musketeers in the King's guard. My mother died in childbirth and I was raised a very spoiled child because my father doted on me so. I grew up in the King's Palace due to my father's position. As I grew older, I left (ran away) from home and traveled around the world. I went to the Middle East and traveled the Silk Road. I eventually returned to my native France where I live comfortably in the outskirts of Paris in a small villa. I spend my time telling of my travels and instructing those who wish to learn the skills of needlepoint and sewing that I've acquired during the years.

2. *What awards and Titles do you carry?*

I have the title of Lady and have the "Keeper of the Waters" award from the Barony of Fontaine. Both my name and device are registered with Laurel.

3. *What do you do in the SCA?*

I am the current Chatelaine and Mistress of the List for the Barony. I enjoy helping at Events and camping in my period tent - a 14th Century French Bell Wedge.

4. *What defining moment let you know that the SCA was for you?*

I would say that was when I attended my first populace meeting and Don Estevan told me that I could dress up and play Robin Hood and no one would think me strange.

5. What is one of your favorite memories of the SCA?


That would be at my first Silver Pass Event. I had only been playing for a couple of months, and was walking from where we were camping up to the main part of the site. I kept seeing people with various crowns and circlets and was thinking to myself that those were so pretty and I wonder if I could wear one. Then, into my path came a very tall, elegant looking man with long blonde hair wearing one of those crowns. I curtsyed and said "good morning, my Lord." He responded back with a beautiful smile and a good morning. It was a couple of months later when I realized that I had called the Prince of the Outlands, Hoegaarden, merely "my Lord."

6. How do you balance mundane life and the SCA?

Now that is a hard one. Sometimes there is no balance and mundane life wins. This is probably the hardest part of playing in the SCA. One can become so involved that your persona and activities take over your entire mundane life. I've tried this, and it doesn't really work in the real world. There are not very many people who understand the passion one can develop with your persona. With the life that I have, it is not possible to live in a "persona" all the time. I need to work, have to clean house and go to the grocery and I don't always have time to include the SCA. I am forced to make choices on time and travel. I don't always have the resource to travel to events, and cannot afford to take time from work without pay. So, I participate as I can and have learned not to criticize myself when I cannot do as much as I would like to. However, if I win the lottery - I'll be full time involved!!

7. What piece of advice would you give to a newcomer?

Make the effort to decide upon your persona and research out a name and device. There is no feeling that can match that notification from Laurel that your name and device have been passed. That means you did your homework and you are unique and no one else can copy you.





Barony of Fontaine dans Sable



April 2008

Sunday	Monday	Tuesday	Wednesday	Thursday	Friday	Saturday
		1	2	3	4	5
			Populace Meeting 7 pm			Sworded Affair
6	7	8	9	10	11	12
Archery and Fighter Practice Cancelled		A&S				Kingdom A&S
13	14	15	16	17	18	19
Archery 10am Fighter Practice 2pm Tournays						
20	21	22	23	24	25	26
Archery 10am Fighter Practice 2pm						
27	28	29	30			
Cuban Ballista Crisis Part Duex			Officer's Meeting 7pm			



A Simple Bodice or Corselet

These are popular for the "wench" look at Ren Faires, and for completing your little Snow White or gypsy girl's Halloween costume. Technically, the bodice or corset is the medieval equivalent of the brassiere, and only women of questionable virtue wore one where the public could see it. Although they are worn over the chemise, there would still have been a jacket-like top worn as the outer most layer. That being the case, most of them were made of simple fabrics, needing to be sturdy more than fashionable, and homespun linen was common. Today you can substitute a solid cotton, with muslin for the lining. If you want a showpiece for an event where historical accuracy isn't important, there are many patterned upholstery fabrics, which work well and offer some additional support in their stiffness.

This pattern doesn't have real support offered by one with shoulder straps and a lot of boning, so consider it more of a "looks good" item than a replacement for a support bra.

What You Need

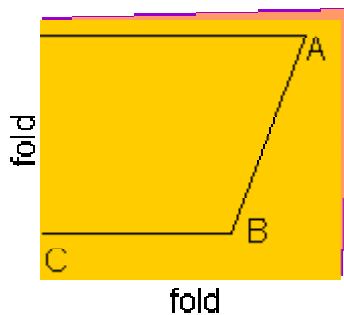
You can make one of these with half a yard of fabric, and another half yard for a lining. You'll also need some boning tape, and either hook and eye tape, or eyelets for closing it in front. If you want to add shoulder straps you'll need about 4 yards of ribbon (to fit an adult figure) or cloth tape.

Fold a square of fabric into quarters.

Take three measurements:

- A. chest
- B. waist
- C. underarm to hip

Mark $\frac{1}{4}$ your chest measurement along the top (A) as shown. (It can be right along the edge of the fabric, I show it down a little bit so you can see the line) Measure down the fold according to measurement C, and mark $\frac{1}{4}$ your waist measurement (B) as shown.

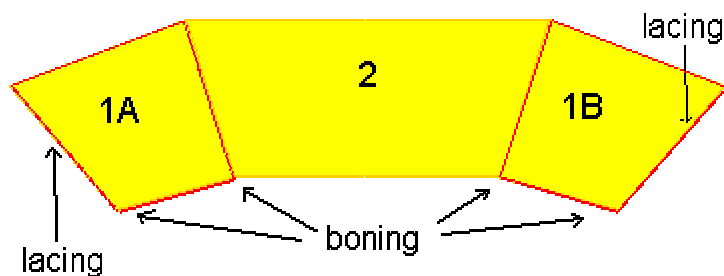


Draw a line to connect the end of line A with the end of line B.

Cut along line AB.

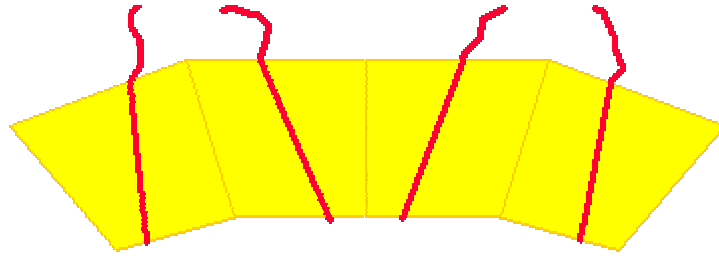
Open up one piece and cut along line C.

You should have three pieces. Sew them together as shown below.



You now have a long piece of fabric shaped to fit around your body. You can hem all the way around, or repeat the procedure to make a lining. (Sew the lining and bodice together right sides facing, and leave a small hole for turning.) Attach hook and eye tape to the front, or space eyelets for lacing evenly along the seam. Use

boning tape along the inside of the front seams, and under the arms for strength and shaping.



To add the shoulder straps cut your ribbon into four 1-yard lengths and attach firmly to the bodice as shown above in red. You want the bottom to slant toward the center front and center back, and go on a slight diagonal toward the shoulders. You might even want to put the bodice on and mark the shoulder placement with a pin or chalk before you add them, so you get it exactly where you are comfortable with it.

Tie the ribbon on your shoulders where it fits best. As I said, this is more of a "looks cute" garment than one which will support your bosom, but the straps add a nice look and a little bit of security.



Of Interest to the Barony

Websites of Interest for the Barony of Fontaine dans Sable


Fontaine dans Sable's Website: <http://fontainesca.org>
Fontaine's Discussion List: fontainedanssable@yahoogroups.com
Fontaine's Largesse List: fontaine-largesse@yahoogroups.com
Fontaine's Archery List: fontainearchers@yahoogroups.com
Fontaine's Rapier List: fontaine-rapier@yahoogroups.com
Fontaine's Player's List: Fontaine-Players@yahoogroups.com
Fontaine's Brewers List: fontaine-brewers@yahoogroups.com
Fontaine Belly Dancers' List: fontainebellydancers@yahoo.groups.com
Outlands' Website: <http://www.outlands.org>
SCA Website: <http://sca.org>

Kingdom A&S
April 12th
Hosted by the Barony of Dragonspine

Accepting Letters for Deputies:
Chatelaine
MOL
Scribal
Herald

Bids for Warders 2008 are due ASAP

Anyone interested in serving on Kingdom or Baronial retinue please contact
Their Excellencies



The Fine Print:
Photo of Their Excellencies and their squires used by permission of
Lady Melangall Dwn
Some Clip Art by Dover Art
Other Clip Art in the Public Domain
All Other Art in the Public Domain

La Fontaine des Nouvelles is a publication by and for the members of the Barony of Fontaine dans Sable of the Society for Creative Anachronism (SCA), Inc.

It is not a corporate publication of the SCA and does not delineate SCA policies. Electronic copies of this newsletter are available from the Chronicler, Krista Lewis, 1007 W Apache, Farmington NM 87401, free of charge. Copyright 2007, Society for Creative Anachronism, Inc. Except where otherwise stated, all articles in this publication may be reprinted without special permission in other newsletters and publications of the SCA, Inc. subject to the following conditions: a) The text must be reprinted in its entirety without modifications; b) The author's name and original publication credit must be printed with the text; c) You must notify the Chronicler of Fontaine dans Sable indicating what was reprinted and in which publication. Submissions and Corrections. If you would like to submit an article or artwork to La Fontaine des Nouvelles, or if you have corrections or updates, please contact the Chronicler. The preferred method for submissions is an attachment to an e-mail message sent to chronicler@fontainesca.org